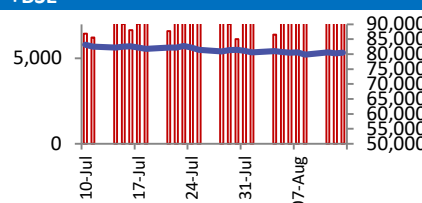
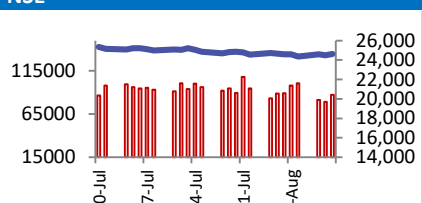


+BSE		NSE			
	Open	80492		Open	24586
	High	80684		High	24665
	Low	80319		Low	24535
	Close	80540		Close	24619
	Change	304		Change	132
	Volume (Lacs)	8792		Volume(Lacs)	33169
	Turnover (Rs.inCr)	8395		Turnover(Rs.in Cr)	87454

World Markets	Current	Previous	Pt. Chg	Var(%)
Dow	44922	44459	464	1.0%
Dow Futures	45027	45025	2	0.0%
Nasdaq	21713	21682	31	0.1%
FTSE	9165	9148	17	0.2%
Nikkei	42727	43275	(548)	-1.3%
Hang Seng	25705	25614	91	0.4%
Gift Nifty	24692	24690	2	0.0%
Straits Singapore	4257	4273	(16)	-0.4%
South Korea	3219	3224	(5)	-0.2%
Taiwan	24284	24370	(86)	-0.4%
Shanghai	3690	3683	7	0.2%

Commodity Prices	Current	Previous	Pt. Chg	Var(%)
Copper (\$/MT)	9803	9841	(38)	-0.4%
Alumin (\$/MT)	2616	2620	(4)	-0.1%
Zinc (\$/MT)	2829	2848	(19)	-0.6%
Brent Crude (\$/bbl)	66	66	0	0.5%
Gold (\$/Ounce)	3360	3356	4	0.1%
Silver (\$/Ounce)	39	39	0	0.3%
Light Crude (\$/bbl)	63	63	0	0.5%
N G (\$/mmbtu)	3	3	0	0.1%
Sugar (\$/MT)	487	486	1	0.2%
Rubber (Rs./kg)	200	201	(1)	-0.2%
Baltic Dry Index	2025	2017	8	0.4%

Currency Exchange Rate	Current	Previous	Var(%)
Rs./ \$ rate	87.44	87.71	-0.31%
Rs./ Euro	102.59	101.81	0.77%
Rs./Chinese Yuan	12.19	12.19	0.06%
Yen / \$ rate	146.73	147.38	-0.44%
\$ US/Euro	1.17	1.17	-0.03%

Dollar Index	Current	Previous	Var(%)
Dollar Index	97.75	97.84	-0.10%

Support/ Resistance Levels for Today		
	Nifty	Bank Nifty Fut
Support 1	24540	55170
Support 2	24470	54940
Resistance	24670	55670

Securities in Ban For Trade	
PGEL	TITAGARH
PNBHousing	RBLBANK

Market Review

US: US stocks ended at fresh record highs on Wednesday, gaining steam into the close on growing conviction that the Fed will start cutting interest rates again next month.

Asia: Asian stocks traded in a narrow range at Thursday's open, easing after three days of gains driven by bets on a Federal Reserve interest rate cut next month.

India: Stock markets rebounded on Wednesday with benchmark Sensex closing higher by 304 points on buying in metal, auto and pharma shares as steady US inflation data propelled a sharp rally in global markets. **Market is expected to open on a flattish note and likely to witness range bound move during the day.**

Global economy: China's new yuan loans contracted in July for the first time in 20 years as the economy struggled, falling well short of analysts' forecasts, but improvements in broader credit growth suggest the central bank is in no rush to ease policy. While new loans typically fall in July after strong gains in June when banks strive to meet quarterly targets, the latest reading was well below even the most pessimistic analyst's forecasts, pointing to weak private sector demand as Beijing tries to negotiate a durable trade deal with Washington. "The July credit data was weak, but money supply exceeded expectations, reflecting the impact of last year's low base and debt resolution efforts."

A recovery in Britain's housing market lost steam at the fastest pace in a year last month as some buyers worried about possible tax increases in finance minister Rachel Reeves' next budget. Measures of buyer demand and agreed sales turned negative, the near-term sales outlook was flat and more surveyors reported house prices falling than rising, RICS said in a monthly report.

Commodities: Oil prices edged higher on Thursday, regaining ground after a sell-off in the previous session, with the upcoming meeting between U.S. President Trump and his Russian counterpart Putin raising risk premiums in the market.

Gold rose on Wednesday, lifted by a weaker dollar and falling Treasury yields, as mild U.S. inflation data cemented expectations for a Federal Reserve rate cut in September and nudged up bets on additional easing later this year.

Currency: The dollar weakened on Wednesday after a tame reading on U.S. inflation bolstered expectations of a Federal Reserve rate cut next month, with President Donald Trump's attempts to extend his grip over U.S. institutions also undermining the currency.

FII Derivative Transactions (Rs. Cr)

Contracts	Purchase		Sell		Net	Open Interest (OI)		OI (Previous day)		Change	
	Contract	Value	Contract	Value		Contract	Value	Contract	Value	Contract	Value
Index Future	11136	2075	8635	1614	461	221067	41162	220298	40767	769	395
Index Option	5964276	1102473	5990383	1107718	(5245)	1784409	330659	1573028	290117	211381	40542
Stock Future	313809	22715	281794	20123	2592	5572105	379140	5527474	372842	44631	6298
Stock Option	286365	20667	275586	19989	678	341878	23220	315325	21317	26553	1903
Total	6575586	1147930	6556398	1149444	(1514)	7919459	774181	7636125	725043	283334	49138

FII All Activity-BBG (Rs Cr)	Buy	Sell	Net
6-Aug-25	11690	16088	(4399)
7-Aug-25	10489	16008	(5520)
8-Aug-25	18514	15687	2826
11-Aug-25	10237	11202	(965)
12-Aug-25	9976	12625	(2649)
Month to date- Aug	89574	99483	(9909)
FII (Prov.) (Rs Cr)	Buy	Sell	Net
7-Aug-25	10568	15565	(4997)
8-Aug-25	17682	15749	1933
11-Aug-25	9477	10680	(1203)
12-Aug-25	9532	12931	(3399)
13-Aug-25	11350	14994	(3644)
Month to date-Aug	103497	125762	(22265)
DII (Prov.) (Rs. Cr)	Buy	Sell	Net
7-Aug-25	19630	8766	10864
8-Aug-25	16682	8958	7724
11-Aug-25	15109	9137	5972
12-Aug-25	11888	8381	3508
13-Aug-25	13982	8359	5624
Month to date-Aug	137362	85462	51900
FII Debt - BBG (Rs. Cr)	Buy	Sell	Net
6-Aug-25	1271	997	274
7-Aug-25	2782	2743	39
8-Aug-25	897	429	468
11-Aug-25	1349	989	359
12-Aug-25	1708	1706	1
Month to date- Aug	13961	10810	3151

Market Breadth	BSE		NSE	
	No.	%	No.	%
Advance	2150	51%	1672	55%
Decline	1946	46%	1286	42%
Unchanged	160	4%	68	2%

Market Turnover	13-Aug	12-Aug	Var (%)
BSE Cash	8395	8035	4%
NSE Cash	87454	79109	11%
NSE Futures	94723	97157	-3%
NSE Options	22784871	12090061	88%
Total (Rs.Cr)	22975443	12274362	87%

Volatility Index	13-Aug	12-Aug
Volatility Index	12.14	12.23

Index PE - TTM	13-Aug	Yr. High	Yr. Low
Sensex	22.6	25.2	20.3
Nifty	21.7	24.4	19.6

Corporate News

SpiceJet signs damp-lease agreement for 5 Boeing 737s planes ahead of winter schedule

The airline currently has 13 Boeing 737s and six regional jets in operation. Apart from the 13 Boeing 737s and six regional jets in operation, 34 out of a total of 53 aircraft held by Spicejet remain grounded. (FE)

Senores Pharma to buy two ANDAs from Teva, its third US transaction this year

Senores had inked an agreement to buy 14 ANDAs from Dr Reddy's for an undisclosed sum. Subsequently, in July, the company's board agreed to increase its stake in the US-based Havix (involved in developing, manufacturing and supplying formulations) to about 73 %. (HL)

Samhi Hotels has entered a pact to transfer the business undertaking of Hotel Caspia for Rs 65 crore

Samhi Hotels has entered a pact to transfer the business undertaking of Hotel Caspia for Rs 65 crore under Assets recycling objective stated by the company earlier. Revenue of the hotel in FY25 was Rs.9.47cr. this will help company to reduce Net Debt. (NDTV)

Economy

Finance ministry's expenditure finance committee to take up ₹2,250-cr export promotion mission

The Finance Ministry will soon consider a proposal from the Commerce Ministry. The proposal involves setting up a ₹2,250 crore export promotion mission. This mission aims to boost exports. It will likely include credit schemes for MSMEs and e-commerce exporters. Overseas warehousing and global branding are also planned. This initiative is crucial due to US tariffs on Indian goods. (ET)

India targets \$3-trn tourism economy by 2047

India's tourism industry could grow into a \$3-trillion pillar of the economy by 2047, contributing 10% to the projected \$30-trillion GDP, according to (FAITH). The group said the sector should create 20 crore jobs and rank among the world's top five tourism markets. (ET)

International

Paramount's new owners to increase film production, hang on to cable networks

Paramount Global unveiled plans to retain and develop its stalwart entertainment brands Nickelodeon, MTV, and BET, while sharply increasing feature film production following its \$8.4 billion merger with Skydance Media. (Invst)

Top 5 Nifty Gainers	13-Aug	12-Aug	Var(%)
APOLLOHOSP	7809	7237	7.9%
HINDALCO	701	667	5.0%
DRREDDY	1253	1220	2.7%
HEROMOTOCO	4769	4645	2.7%
CIPLA	1561	1522	2.6%
Top 5 Nifty Losers	13-Aug	12-Aug	Var(%)
INDUSINDBK	773	783	-1.2%
ADANIPTS	1320	1331	-0.8%
TITAN	3467	3487	-0.6%
ITC	414	416	-0.5%
ULTRACEMCO	12401	12449	-0.4%

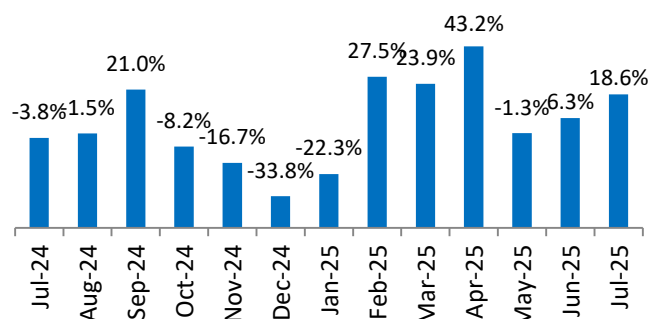
BSE Index Watch	Last	1 day	1 wk	1 mth	1 yr
SENSEX	80540	0.4%	0.0%	-2.1%	1.8%
MIDCAP	45060	0.6%	-0.2%	-3.3%	-3.2%
SMLCAP	52096	0.6%	-0.3%	-4.9%	-1.6%
AUTO	53948	1.2%	1.6%	2.3%	-4.9%
BANKEX	61484	0.3%	-0.3%	-3.3%	8.4%
Capital Goods	67133	1.0%	-1.5%	-5.3%	-6.2%
FMCG	20258	0.0%	-0.5%	-1.7%	-8.9%
Health Care	44598	1.8%	2.7%	-0.5%	9.3%
IT	34048	0.0%	0.4%	-7.1%	-15.8%
METAL	31121	1.2%	0.5%	-0.6%	2.7%
Oil & Gas	26335	0.0%	0.9%	-5.5%	-16.2%
Power	6645	0.0%	-0.1%	-3.8%	-17.8%
Realty	6883	0.3%	-0.8%	-9.3%	-13.9%

Margin Trading Disclosure (Rs. In Cr)	Last	1 day	1 wk	1 mth	3 mth
Op. Scripwise Outstanding	91096	-0.1%	-0.4%	3.8%	33.2%
Fresh Exposure	5382	-6.2%	-0.6%	-11.6%	-18.8%
Exposure liquidated	5091	1.4%	0.5%	-7.2%	-10.7%
Closing Net scripwise outstanding	91387	-0.6%	-0.4%	3.4%	31.9%

NSE USD Futures	13-Aug	12-Aug	Var (%)
July Expiry (Rs./\$)	86.27	85.63	0.7%
Aug Expiry (Rs./\$)	86.30	86.30	0.0%
Total Turnover (Rs. Crore)	1945	1308	49%

Sectors	TTM PE
Auto	29.45
Auto Ancillary	39.76
Banking	14.02
Engineering	45.12
Cement	66.82
Diamonds & Jewellery	42.16
Housing Finance	23.44
Infrastructure & Const	25.88
Metals-Aluminium	28.03
Metal – Steel	17.7
Oil Expl.	6.67
Pharma	9.8
Power – Gen. Supp.	37.4
Information Tech.	28.58
Sugar	17.53
Telecom Serv. Prov.	36.87
Tyres	31.87

SML Isuzu Monthly Volume Growth (YoY) (Source: Company data)



10 year G-Sec Yield	Current	Previous	Change
US	4.23%	4.23%	(0) bps
Japan	1.53%	1.51%	1 bps
India	6.48%	6.49%	(1) bps
UK	4.59%	4.63%	(4) bps
Libor 3 Mths	4.85%	4.85%	(0) bps

Indian Eco Data	Current	Previous	Var(%)
Forex Reserve (US\$ in bn)	602	689	-12.6%
Inflation - WPI	-0.13%	0.39%	(52) bps
Inflation - CPI	1.55%	2.10%	(55) bps

India GDP	Q3FY25	Q2FY25	Var(%)
Growth	7.38%	6.40%	98 bps

Monetary Policy	Current	Previous	Change
Repo Rate	5.50%	5.50%	0 bps
Reverse Repo Rate	3.35%	3.35%	0 bps
CRR	3.00%	4.00%	(100) bps
O/S Banking System Liquidity (Rs bn)	3006	2743	263.2

IIP Growth %	Jun-25	Jun-24	Apr-Feb
IIP	1.5	4.9	3.3
Capital Goods	3.5	3.6	7.9
Mining	3.9	3.5	3.8
Manufacturing	-2.6	8.6	2.1
Electricity	-8.7	10.3	0.4

ADR Price Movement

Company	Price (US\$)	Volume	Previous Day Price	Volume	Variance (%)	No. of Share Per ADR	ADR Price (Rs.)	BSE Price	Variance (%)
Infosys Tech	16.38	27608682	16.07	18403233	1.93%	1	1432.25	1426.60	0.4%
Wipro	2.73	12275121	2.68	13108043	1.87%	1	238.71	241.65	-1.2%
Dr.Reddy's	14.26	927560	13.91	783740	2.52%	1	1246.88	1253.40	-0.5%
ICICI Bank	32.66	2783048	32.56	3198009	0.31%	2	1427.88	1420.80	0.5%
HDFC Bank	74.00	2183976	73.83	1508077	0.23%	3	2156.82	1980.30	8.9%

GDR's (US\$)

	Prices	Prev. Close	Change	Var %
L&T	41.95	41.70	0.3	0.6%
RIL	62.50	62.60	(0.1)	-0.2%
SBI	94.10	94.10	0.0	0.0%

US Economy Data	Current	Previous
Inflation (%) (YoY)	2.70%	2.70%
Unemployment (%)	4.20%	4.10%

Interest Rate (%)	Current	Previous
Fed Rate	4.50%	4.50%

US GDP	Q2CY25	Q1CY25
Growth (QoQ Annualized)	3.00%	-0.50%

China Economy Data	Current	Previous
GDP	5.20%	5.40%
Inflation – CPI (%)	0.00%	0.10%

Economic Calendar

	Date
Indian GDP Data	29 Aug
Indian Inflation Data CPI	12 Sep
Indian Inflation Data WPI	14 Aug
Indian Monetary Policy	01 Oct
India's Industrial Production (IIP)	28 Aug
US Inflation Data	11 Sep
US GDP	28 Aug
US Unemployment Data	05 Sep
US Fed Rate	17 Sep
China GDP	20 Oct
China Inflation Data	10 Sept

Event Update

Name	Date	Purpose
Action Construction Equipment Ltd.	14/08/25	Rs.2.00 per share(100%)Final Dividend
Alkali Metals Ltd.	14/08/25	Rs.0.50 per share(5%)Final Dividend
Amal Ltd.	14/08/25	Rs.1.00 per share(10%)Dividend
Astral Ltd.	14/08/25	Rs.2.25 per share(225%)Final Dividend
Bandhan Bank Ltd.	14/08/25	Rs.1.50 per share(15%)Dividend
Bhagiradha Chemicals & Industries Ltd.	14/08/25	Rs.0.15 per share(15%)Final Dividend
Denta Water And Infra Solutions Ltd.	14/08/25	Rs.2.50 per share(25%)Final Dividend
Emcure Pharmaceuticals Ltd.	14/08/25	Rs.3.00 per share(30%)Final Dividend
Everest Kanto Cylinder Ltd.	14/08/25	Rs.0.70 per share(35%)Final Dividend
Excel Industries Ltd.	14/08/25	Rs.13.75 per share(275%)Final Dividend
Five-Star Business Finance Ltd.	14/08/25	Rs.2.00 per share(200%)Final Dividend
Gland Pharma Ltd.	14/08/25	Rs.18.00 per share(1800%)Final Dividend
Hindustan Petroleum Corporation Ltd.	14/08/25	Rs.10.50 per share(105%)Final Dividend
Housing & Urban Development Corporation Ltd.	14/08/25	Rs.1.15 per share(11.5%)First Interim Dividend
Jindal Drilling & Industries Ltd.	14/08/25	Rs.1.00 per share(20%)Final Dividend
LG Balakrishnan & Bros Ltd.	14/08/25	Rs.20.00 per share(200%)Final Dividend
Lloyds Engineering Works Ltd.	14/08/25	Rs.0.25 per share(25%)Final Dividend
Mahanagar Gas Ltd.	14/08/25	Rs.18.00 per share(180%)Final Dividend
Maharashtra Seamless Ltd.	14/08/25	Rs.10.00 per share(200%)Dividend
Mangalore Chemicals & Fertilizers Ltd.	14/08/25	Rs.1.50 per share(15%)Final Dividend
Minda Corporation Ltd.	14/08/25	Rs.0.90 per share(45%)Final Dividend
Morganite Crucible (India) Ltd.	14/08/25	Rs.19.00 per share(380%)Final Dividend
Munjal Auto Industries Ltd.	14/08/25	Rs.1.00 per share(50%)Final Dividend
Murudeshwar Ceramics Ltd.	14/08/25	Rs.0.50 per share(5%)Final Dividend
Nath Bio-Genes (India) Ltd.	14/08/25	Rs.2.00 per share(20%)Final Dividend
NCC Ltd.	14/08/25	Rs.2.20 per share(110%)Dividend
NMDC Ltd.	14/08/25	Rs.1.00 per share(100%)Final Dividend
Raghav Productivity Enhancers Ltd.	14/08/25	Rs.1.00 per share(10%)Final Dividend
REC Ltd.	14/08/25	Rs.2.60 per share(26%)Final Dividend
Reliance Industries Ltd.	14/08/25	Rs.5.50 per share(55%)Final Dividend
Shiva Texyarn Ltd.	14/08/25	Rs.0.60 per share(6%)Dividend
Tourism Finance Corporation Of India Ltd.	14/08/25	Rs.3.00 per share(30%)Final Dividend
Vaibhav Global Ltd.	14/08/25	Rs.1.50 per share(75%)Interim Dividend
West Coast Paper Mills Ltd.	14/08/25	Rs.5.00 per share(250%)Final Dividend
Anuh Pharma Ltd.	15/08/25	Rs.1.50 per share(30%)Final Dividend
Electrosteel Castings Ltd.	15/08/25	Rs.1.40 per share(140%)Final Dividend
International Gemmological Institute (India) Ltd.	15/08/25	Interim Dividend
Kovai Medical Center & Hospital Ltd.	15/08/25	Rs.10.00 per share(100%)Final Dividend
Mangalam Cement Ltd.	15/08/25	Rs.1.50 per share(15%)Final Dividend
N.B.I. Industrial Finance Co. Ltd.	15/08/25	Dividend
Repco Home Finance Ltd.	15/08/25	Rs.4.00 per share(40%)Final Dividend
Rossell India Ltd.	15/08/25	Rs.0.40 per share(20%)Dividend
Sahyadri Industries Ltd.	15/08/25	Rs.1.00 per share(10%)Final Dividend
Zen Technologies Ltd.	15/08/25	Rs.2.00 per share(200%)Final Dividend
Godawari Power And Ispat Ltd.	16/08/25	Rs.1.00 per share(100%)Final Dividend
Zinema Media & Entertainment Ltd.	16/08/25	Rs.0.05 per share(0.5%)Final Dividend

Bulk Deal As On 13/08/25

BSE					
Security Code	Security Name	Client Name	Deal	Quantity	Price
544224	AFCOM	NEO APEX VENTURE LLP	B	180000	790
538539	ANVRDHI	CHIRAYU AGRAWAL	S	249600	11.73
538539	ANVRDHI	NITESH KANTILAL SONI	B	100000	11.64
538539	ANVRDHI	VINESHKUMAR RAMESHBHAI DOSHI	B	100000	11.7
544177	AZTEC	KITE KRAKEN ADVISORY LLP	B	75000	82.01
544177	AZTEC	PRAGNESH PRAVINKUMAR MEHTA	S	75000	82.01
511664	BGIL	NAZIR TRADING LLP	B	70826	11.44
544288	BLACKBUCK	SANDS CAPITAL PRIVATE GROWTH II LIMITED	S	1285276	515.72
544474	BLT	GREEN PEAKS ENTERPRISES LLP	S	28800	86.19
539175	BLUEGOD	AKARSHIKA TRADERS LLP	S	384328	27.92
539175	BLUEGOD	GREEN PEAKS ENTERPRISES LLP	S	255000	27.92
539175	BLUEGOD	GREEN PEAKS ENTERPRISES LLP	B	399246	27.92
526546	CHOKSILA	NEXUS GLOBAL OPPORTUNITIES FUND	B	50000	215
541299	DLCL	ARJAN LAL CHANDANI	S	88000	18.47
541299	DLCL	KOTESHWAR UDUPA SRINATH	B	52000	18.51
521137	EUREKAI	CHARUBEN M SHETH	S	106067	10.3
521137	EUREKAI	HEMANT RAJENDRABHAI SHAH	S	97625	10.08
521137	EUREKAI	KENUL HEMANTKUMAR SHAH	S	94161	10.29
521137	EUREKAI	PRAVEEN KUMAR KHANDELWAL	S	66396	10.3
521137	EUREKAI	WHITEWORK VENTURES LLP	B	198279	10.05
521137	EUREKAI	ZAHERA TRADERS LLP	B	300930	10.3
526967	HEERAISP	DHARMESHKUMAR RAMESHCHANDRA MISTRY	S	31665	7.8
540377	IFL	NAUTILUS PRIVATE CAPITAL LTD	S	16000000	0.76
524614	INDXTRA	AMBASSADOR INTRA HOLDINGS LTD.	S	711235	4.71
524622	ISTRNETWK	PACE STOCK BROKING SERVICES PVT LTD	B	113866	16.78
543286	JETMALL	KANTA DEVI SAMDARIA	B	120000	21.46
543286	JETMALL	RAM KUMAR SHEOKAND	S	114000	21.46
538834	JMJFIN	HEENA GOPAL PARIANI	S	80000	15.56
538834	JMJFIN	SUCCESS MERCHANTS PRIVATE LIMITED	B	65000	15.56
531892	KHANDSE	IRAGE BROKING SERVICES LLP	S	166797	26.49
531892	KHANDSE	IRAGE BROKING SERVICES LLP	B	137066	27.54
531892	KHANDSE	RIMPY MITTAL	S	180652	27.33
531892	KHANDSE	RIMPY MITTAL	B	153526	27.01
519230	KISAAN	JAINAM UDAY SHAH	S	48303	24.55
544073	MCPL	MONEY PLANT PICTURES LLP	S	546000	128.85
544073	MCPL	NEO APEX VENTURE LLP	B	250000	128.85
544073	MCPL	PINE OAK GLOBAL FUND	B	270000	128.85
526251	MIDEASTP	BRJESH D PATEL HUF	B	82000	24.1
526251	MIDEASTP	JYOTI K SHAH	S	136004	24.11
526251	MIDEASTP	PARAG BHARAT CHAUDHARI	B	42000	24.12
543207	NATURAL	CHOKSHI DIMPLE	S	1046816	9.29
543207	NATURAL	CHOKSHI DIMPLE	B	374082	8.79
543207	NATURAL	LOVEKESH HUF	B	285000	8.75
544467	NSDL	MARWADI CHANDARANA INTERMEDIARIES BROKERS PRIVATE LIMITED	S	1136265	1224.33
544467	NSDL	MARWADI CHANDARANA INTERMEDIARIES BROKERS PRIVATE LIMITED	B	1136265	1222.42
531395	PADAMCO	JASMIN PURNACHANDRA MEHTA	B	1259825	8.91
544460	PATELCHEM	SHREE RAM COLLOIDS PRIVATE LIMITED	S	200000	103.75
544460	PATELCHEM	VENUS INVESTMENTS VCC - VENUS STELLAR FUND	B	432000	103.75
530095	PRADHIN	TRANSGLOBAL SECURITIES LTD.	S	5015940	0.32
530095	PRADHIN	TRANSGLOBAL SECURITIES LTD.	B	5977435	0.31
526490	PRATIK	ACHYUT DYANOBARAO HANGE	S	400000	5.95
526490	PRATIK	GEETA PRASHANT GAJAKOS	S	1394900	5.96
526490	PRATIK	GHANSHYAM DHANANJAY GAVALI	S	534193	5.97
500337	PRIMESECU	F3 ADVISORS PRIVATE LIMITED	S	248417	271.61

500337	PRIMESECU	IRAGE BROKING SERVICES LLP	S	202	272.85
500337	PRIMESECU	IRAGE BROKING SERVICES LLP	B	227106	271.66
541703	RACONTEUR	INVESTINO VENTURE LLP	S	30400	13.91
530253	RAJTUBE	KALISHANKAR INDUSTRIES PRIVATE LIMITED	S	420000	42.36
538540	RLFL	VISHAAL NANDAM	B	290766	5.08
512097	SAICOM	GURUNATHAN MANIKANDAN	B	2251534	0.33
539574	SCL	BLUE BELL FINANCE LTD	S	40500000	0.22
539574	SCL	INTELLECTUAL BUILDERS PRIVATE LIMITED	S	44400000	0.22
543519	SFSL	HITESH KARNAWAT	S	21000	69.99
530977	SKCIL	D V TRADES LIMITED	S	88700	178.01
531205	SPRIGHT	CHAUHAN NAGJIBHAI CHANDUBHAI	S	7616326	1.75
543745	SVS	PASHUPATI CAPITAL SERVICE PVT LTD	S	108000	9.48
511447	SYLPH	PUROHIT APURVA	S	6500000	0.92
538464	TPROJECT	MOREPLUS MERCHANTS PRIVATE LIMITED	S	249726	4.08
538464	TPROJECT	RNMK ENTERPRISES LLP	B	120000	4.08
531051	VINTAGES	MENDESIRIRAMULU	S	27987	15.25
531051	VINTAGES	RUCHIRA GOYAL	B	27754	15.25
531997	VUENOW	SAJJAN KUMAR PATWARI	B	130000	74.08
524661	WELCURE	MITESH MAKVANA	B	109269	11.21
524661	WELCURE	MITESH MAKVANA	S	2865612	11.5
531337	WINPRO	DILKUSH BAFNA J	S	881140	3.26
543992	YATRA	IRAGE BROKING SERVICES LLP	S	1088021	151.22
543992	YATRA	IRAGE BROKING SERVICES LLP	B	991545	150.95
543992	YATRA	QE SECURITIES LLP	S	953062	151.54
543992	YATRA	QE SECURITIES LLP	B	931648	151.48

NSE					
Security Code	Security Name	Client Name	Deal	Quantity	Price
AGARWALTUF	Agarwal Tough Glass Ind L	PENTATEAM INVENTURE CAPITAL SCHEME I	SELL	91200	135.5
ENFUSE	Enfuse Solutions Limited	IMRAN MOHAMMAD YASIN ANSARI	SELL	45600	219.99
INOXWI-RE	Inox Wind Ltd	LEND LEASE COMPANY INDIA LIMITED	SELL	610930	17.88
JYOTIGLOBL	Jyoti Global Plast Ltd	VIKASA INDIA EIF I FUND	SELL	102000	59.79
KAMOPAINTS	Kamdhenu Ventures Limited	FLYONTRIP SERVICES PRIVATE LIMITED	BUY	2200000	9.1
KANDARP	Kandarp Dg Smart Bpo Ltd	PASHUPATI CAPITA SER PVT LTD	BUY	48000	99.19
MIRCELECTR	Mirc Electronics Ltd.	SSPL SECURITIES PRIVATE LIMITED	BUY	1815702	27.55
PRIMESECU	Prime Securities Limited	F3 ADVISORS PRIVATE LIMITED	BUY	248417	271.93
SADHNANIQ	Sadhana Nitrochem Limited	CATALYST TRUSTEESHIP LIMITED	SELL	2000000	6.14
SHANTHALA	Shanthala FMCG Products	PRASHANT D PAWAR	BUY	34800	35.64
SHANTI	Shanti Overseas (Ind) Ltd	YOGESHA	SELL	57310	10.07
TRU	TruCap Finance Limited	RUSHABH CHANDRAKANT SHETH	SELL	780942	11.52
TSC	TSC India Limited	HBPA TRADEX PRIVATE LIMITED	BUY	72000	66.66
VOLERCAR	Voler Car Limited	ABHISEK BHUTRA HUF	SELL	64000	176.5
VOLERCAR	Voler Car Limited	DORITE TRACON PRIVATE LIMITED	BUY	158400	176.14
VOLERCAR	Voler Car Limited	GINNI FINANCE PRIVATE LIMITED	BUY	73600	176.33
YATRA	Yatra Online Limited	ROHAN MANOJ SHAH	BUY	1570000	148.32
BLACKBUCK	Zinka Logistics Sol Ltd	SANDS CAPITAL PRIVATE GROWTH II LIMITED	SELL	1344290	515.61

Disclosure:

Research Reports that are published by Nirmal Bang Securities Private Limited (hereinafter referred to as "NBSPL") are for private circulation only. NBSPL is a registered Research Analyst under SEBI (Research Analyst) Regulations, 2014 having Registration no. INH000001766. NBSPL is also a registered Stock Broker with National Stock Exchange of India Limited, BSE Limited, Metropolitan Stock Exchange of India Limited, Multi Commodity Exchange of India Limited and , National Commodity and Derivative Exchange Limited in Capital Market , Equity and Commodities derivatives segments and Currency Derivatives Segment .

NBSPL has other business divisions with independent research teams separated by Chinese walls, and therefore may, at times, have different or contrary views on stocks and markets.

NBSPL or its associates have not been debarred / suspended by SEBI or any other regulatory authority for accessing / dealing in securities Market since last 20 years. NBSPL, its associates or analyst or his relatives do not hold any financial interest (Except Investment) in the subject company. NBSPL or its associates or Analyst do not have any conflict or material conflict of interest at the time of publication of the research report with the subject company. NBSPL or its associates or Analyst or his relatives may or may not hold beneficial ownership of 1% or more in the subject company at the end of the month immediately preceding the date of publication of this research report.

NBSPL or its associates / analyst has not received any compensation / managed or co-managed public offering of securities of the company covered by Analyst during the past twelve months. NBSPL or its associates have not received any compensation or other benefits from the company covered by Analyst or third party in connection with the research report. Analyst has not served as an officer, director or employee of Subject Company. NBSPL / analyst has not been engaged in market making activity of the subject company.

Analyst Certification: The research analysts and authors of these reports, hereby certify that the views expressed in this research report accurately reflects my/our personal views about the subject securities, issuers, products, sectors or industries. It is also certified that no part of the compensation of the analyst(s) was, is, or will be directly or indirectly related to the inclusion of specific recommendations or views in this research. The analyst(s) principally responsible for the preparation of this research report and has taken reasonable care to achieve and maintain independence and objectivity in making any recommendations.

Disclaimer:

The Research Report is for the personal information of the authorized recipient and does not construe to be any investment, legal or taxation advice. NBSPL is not soliciting any action based upon it. Nothing in the research report shall be construed as a solicitation to buy or sell any security or product, or to engage in or refrain from engaging in any such transaction. In preparing the research report, we did not take into account the investment objectives, financial situation and particular needs of the reader.

The research report has been prepared for the general use of the clients of NBSPL and must not be copied, either in whole or in part, or distributed or redistributed to any other person in any form. If you are not the intended recipient you must not use or disclose the information in the research report in any way. Though disseminated to all the customers simultaneously, not all customers may receive the research report at the same time. NBSPL will not treat recipients as customers by virtue of their receiving the research report. The research report is not directed or intended for distribution to or use by any person or entity resident in a state, country or any jurisdiction, where such distribution, publication, availability or use would be contrary to law, regulation or which would subject NBSPL & its group companies to registration or licensing requirements within such jurisdictions.

The report is based on the information obtained from sources believed to be reliable, but we do not make any representation or warranty that it is accurate, complete or up-to-date and it should not be relied upon as such. We accept no obligation to correct or update the information or opinions in it. NBSPL or any of its affiliates or employees shall not be in any way responsible for any loss or damage that may arise to any person from any inadvertent error in the information contained in the research report. NBSPL or any of its affiliates or employees do not provide, at any time, any express or implied warranty of any kind, regarding any matter pertaining to this report, including without limitation the implied warranties of merchantability, fitness for a particular purpose, and non-infringement. The recipients of the research report should rely on their own investigations.

This information is subject to change without any prior notice. NBSPL reserves its absolute discretion and right to make or refrain from making modifications and alterations to this statement from time to time. Nevertheless, NBSPL is committed to providing independent and transparent recommendations to its clients, and would be happy to provide information in response to specific client queries.

Before making an investment decision on the basis of research report, the reader needs to consider, with or without the assistance of an adviser, whether the advice is appropriate in light of their particular investment needs, objectives and financial circumstances. There are risks involved in securities trading. The price of securities can and does fluctuate, and an individual security may even become valueless. International investors are reminded of the additional risks inherent in international investments, such as currency fluctuations and international stock market or economic conditions, which may adversely affect the value of the investment. Opinions expressed are subject to change without any notice. Neither the company nor the director or the employees of NBSPL accept any liability whatsoever for any direct, indirect, consequential or other loss arising from any use of the research report and/or further communication in relation to the research report. Here it may be noted that neither NBSPL, nor its directors, employees, agents or representatives shall be liable for any damages whether direct or indirect, incidental, special or consequential including lost revenue or lost profit that may arise from or in connection with the use of the information contained in the research report.

Copyright of this document vests exclusively with NBSPL.

Our reports are also available on our website

Registration granted by SEBI and certification from NISM in no way guarantee performance of NBSPL or provide any assurance of returns to investors.

Nirmal Bang Research (Division of Nirmal Bang Securities Pvt. Ltd.)

B-2, 301/302, Marathon Innova,
Opp. Peninsula Corporate Park
Off. Ganpatrao Kadam Marg
Lower Parel(W), Mumbai-400013
Board No. : 91 22 6723 8000/8001
Fax. : 022 6723 8010